



Single Assessment Institution-Level Pass Rate Data: *Traditional Teacher Preparation Program Within IHE*

	<b>HEOA - Title II</b> <b>2018 - 2019 Academic Year</b>	
	Institution Name	SOUTHERN NEW HAMPSHIRE UNIVERSITY
	Institution Code	3649
	State	New Hampshire

April 6, 2020

Assessment Information <sup>1</sup>	Group	Number Taking Assessment	Number Passing Assessment	Institutional Pass Rate	Institutional Average Scaled Score	Assessment Cut Score <sup>2</sup>	Statewide			
							Number Taking Assessment	Number Passing Assessment	Statewide Pass Rate	Statewide Average Scaled Score
<b>ART CONTENT KNOWLEDGE (5134)</b>  Test Company: ETS Score Range: 100-200	All enrolled students who have completed all nonclinical courses, 2018-19						5			
	Other enrolled students, 2018-19									
	All program completers, 2018-19						9			
	All program completers, 2017-18						6			
	All program completers, 2016-17						13	11	85%	168
<b>BIOLOGY CONTENT KNOWLEDGE (0235)</b>  Test Company: ETS Score Range: 100-200	All enrolled students who have completed all nonclinical courses, 2018-19						3			
	Other enrolled students, 2018-19						2			
	All program completers, 2018-19						11	11	100%	172
	All program completers, 2017-18						7			
	All program completers, 2016-17						16	16	100%	172
<b>CHEMISTRY CONTENT KNOWLEDGE (0245)</b>  Test Company: ETS Score Range: 100-200	All enrolled students who have completed all nonclinical courses, 2018-19									
	Other enrolled students, 2018-19									
	All program completers, 2018-19						2			
	All program completers, 2017-18						4			
	All program completers, 2016-17						3			
<b>CORE ACADEMIC SKILLS FOR ED: MATH (5732)</b>  Test Company: ETS Score Range: 100-200	All enrolled students who have completed all nonclinical courses, 2018-19	12	12	100%	160	150	285	262	92%	165
	Other enrolled students, 2018-19	24	24	100%	162	150	322	285	89%	165
	All program completers, 2018-19	48	48	100%	163	150	448	436	97%	169
	All program completers, 2017-18	62	61	98%	165	150	381	368	97%	167
	All program completers, 2016-17	96	94	98%	166	150	461	449	97%	167


**Single Assessment Institution-Level Pass Rate Data: Traditional Teacher Preparation Program Within IHE**

	<b>HEOA - Title II 2018 - 2019 Academic Year</b>
	<b>Institution Name</b> SOUTHERN NEW HAMPSHIRE UNIVERSITY
	<b>Institution Code</b> 3649
	<b>State</b> New Hampshire

April 6, 2020

Assessment Information <sup>1</sup>	Group	Number Taking Assessment	Number Passing Assessment	Institutional Pass Rate	Institutional Average Scaled Score	Assessment Cut Score <sup>2</sup>	Statewide			
							Number Taking Assessment	Number Passing Assessment	Statewide Pass Rate	Statewide Average Scaled Score
<b>CORE ACADEMIC SKILLS FOR ED: READING (5712)</b>  Test Company: ETS Score Range: 100-200	All enrolled students who have completed all nonclinical courses, 2018-19	10	10	100%	178	156	273	269	99%	182
	Other enrolled students, 2018-19	25	24	96%	177	156	303	293	97%	178
	All program completers, 2018-19	46	46	100%	179	156	424	421	99%	182
	All program completers, 2017-18	57	57	100%	182	156	359	357	99%	182
	All program completers, 2016-17	94	93	99%	180	156	436	432	99%	180
<b>CORE ACADEMIC SKILLS FOR ED: WRITING (5722)</b>  Test Company: ETS Score Range: 100-200	All enrolled students who have completed all nonclinical courses, 2018-19	10	10	100%	170	162	269	256	95%	171
	Other enrolled students, 2018-19	29	26	90%	168	162	308	280	91%	169
	All program completers, 2018-19	47	47	100%	170	162	423	416	98%	172
	All program completers, 2017-18	58	58	100%	171	162	358	354	99%	172
	All program completers, 2016-17	92	90	98%	171	162	433	429	99%	172
<b>EARLY CHILDHOOD CONTENT KNOWLEDGE (5022)</b>  Test Company: ETS Score Range: 100-200	All enrolled students who have completed all nonclinical courses, 2018-19									
	Other enrolled students, 2018-19									
	All program completers, 2018-19									
	All program completers, 2017-18	1				161	1			
	All program completers, 2016-17	2				161	4			
<b>EARTH AND SPACE SCIENCES - CK (5571)</b>  Test Company: ETS Score Range: 100-200	All enrolled students who have completed all nonclinical courses, 2018-19									
	Other enrolled students, 2018-19						1			
	All program completers, 2018-19						2			
	All program completers, 2017-18						1			
	All program completers, 2016-17						2			


Single Assessment Institution-Level Pass Rate Data: *Traditional Teacher Preparation Program Within IHE*

	<b>HEOA - Title II</b> <b>2018 - 2019 Academic Year</b>	
	Institution Name	SOUTHERN NEW HAMPSHIRE UNIVERSITY
	Institution Code	3649
	State	New Hampshire

April 6, 2020

Assessment Information <sup>1</sup>	Group	Number Taking Assessment	Number Passing Assessment	Institutional Pass Rate	Institutional Average Scaled Score	Assessment Cut Score <sup>2</sup>	Statewide			
							Number Taking Assessment	Number Passing Assessment	Statewide Pass Rate	Statewide Average Scaled Score
<b>EDUCATION OF YOUNG CHILDREN (5024)</b>  Test Company: ETS Score Range: 100-200	All enrolled students who have completed all nonclinical courses, 2018-19	1				160	9			
	Other enrolled students, 2018-19	2				160	3			
	All program completers, 2018-19	7				160	33	32	97%	173
	All program completers, 2017-18	6				160	32	31	97%	173
	All program completers, 2016-17	12	12	100%	167	160	45	43	96%	172
<b>ELEM ED MULTI SUBJ MATHEMATICS (DISC) (5033)</b>  Test Company: ETS Score Range: 100-200	All enrolled students who have completed all nonclinical courses, 2018-19									
	Other enrolled students, 2018-19									
	All program completers, 2018-19						1			
	All program completers, 2017-18	1				164	2			
	All program completers, 2016-17	8				164	11	11	100%	177
<b>ELEM ED MULTI SUBJ MATHEMATICS (5003)</b>  Test Company: ETS Score Range: 100-200	All enrolled students who have completed all nonclinical courses, 2018-19	11	10	91%	168	157	60	54	90%	173
	Other enrolled students, 2018-19	11	10	91%	171	157	74	69	93%	179
	All program completers, 2018-19	42	41	98%	178	157	203	199	98%	178
	All program completers, 2017-18	40	39	98%	173	157	174	172	99%	178
	All program completers, 2016-17	51	50	98%	171	157	233	225	97%	175
<b>ELEM ED MULTI SUBJ READING LANG ARTS (DISC) (5032)</b>  Test Company: ETS Score Range: 100-200	All enrolled students who have completed all nonclinical courses, 2018-19									
	Other enrolled students, 2018-19									
	All program completers, 2018-19						1			
	All program completers, 2017-18	2				165	3			
	All program completers, 2016-17	9				165	14	14	100%	184


**Single Assessment Institution-Level Pass Rate Data: Traditional Teacher Preparation Program Within IHE**

	<b>HEOA - Title II 2018 - 2019 Academic Year</b>	
	<b>Institution Name</b>	SOUTHERN NEW HAMPSHIRE UNIVERSITY
	<b>Institution Code</b>	3649
	<b>State</b>	New Hampshire

April 6, 2020

Assessment Information <sup>1</sup>	Group	Number Taking Assessment	Number Passing Assessment	Institutional Pass Rate	Institutional Average Scaled Score	Assessment Cut Score <sup>2</sup>	Statewide			
							Number Taking Assessment	Number Passing Assessment	Statewide Pass Rate	Statewide Average Scaled Score
<b>ELEM ED MULTI SUBJ READING LANG ARTS (5002)</b>  Test Company: ETS Score Range: 100-200	All enrolled students who have completed all nonclinical courses, 2018-19	11	11	100%	166	157	62	52	84%	166
	Other enrolled students, 2018-19	12	11	92%	171	157	72	69	96%	171
	All program completers, 2018-19	42	40	95%	170	157	202	198	98%	171
	All program completers, 2017-18	39	39	100%	171	157	171	169	99%	173
	All program completers, 2016-17	51	51	100%	168	157	229	220	96%	171
<b>ELEM ED MULTI SUBJ SCIENCES (DISC) (5035)</b>  Test Company: ETS Score Range: 100-200	All enrolled students who have completed all nonclinical courses, 2018-19									
	Other enrolled students, 2018-19									
	All program completers, 2018-19						1			
	All program completers, 2017-18	2				159	3			
	All program completers, 2016-17	9				159	14	13	93%	176
<b>ELEM ED MULTI SUBJ SCIENCES (5005)</b>  Test Company: ETS Score Range: 100-200	All enrolled students who have completed all nonclinical courses, 2018-19	11	10	91%	169	159	59	51	86%	170
	Other enrolled students, 2018-19	12	9	75%	172	159	74	61	82%	171
	All program completers, 2018-19	40	38	95%	170	159	203	193	95%	171
	All program completers, 2017-18	39	37	95%	168	159	171	167	98%	172
	All program completers, 2016-17	51	47	92%	167	159	229	209	91%	170
<b>ELEM ED MULTI SUBJ SOCIAL STUDIES (DISC) (5034)</b>  Test Company: ETS Score Range: 100-200	All enrolled students who have completed all nonclinical courses, 2018-19									
	Other enrolled students, 2018-19									
	All program completers, 2018-19						2			
	All program completers, 2017-18	2				155	3			
	All program completers, 2016-17	9				155	14	13	93%	173


**Single Assessment Institution-Level Pass Rate Data: Traditional Teacher Preparation Program Within IHE**

	<b>HEOA - Title II 2018 - 2019 Academic Year</b>	
	<b>Institution Name</b>	SOUTHERN NEW HAMPSHIRE UNIVERSITY
	<b>Institution Code</b>	3649
	<b>State</b>	New Hampshire

April 6, 2020

Assessment Information <sup>1</sup>	Group	Number Taking Assessment	Number Passing Assessment	Institutional Pass Rate	Institutional Average Scaled Score	Assessment Cut Score <sup>2</sup>	Statewide			
							Number Taking Assessment	Number Passing Assessment	Statewide Pass Rate	Statewide Average Scaled Score
<b>ELEM ED MULTI SUBJ SOCIAL STUDIES (5004)</b>  Test Company: ETS Score Range: 100-200	All enrolled students who have completed all nonclinical courses, 2018-19	11	8	73%	163	155	61	48	79%	164
	Other enrolled students, 2018-19	12	8	67%	168	155	72	56	78%	165
	All program completers, 2018-19	40	36	90%	167	155	201	191	95%	167
	All program completers, 2017-18	39	36	92%	167	155	171	165	96%	169
	All program completers, 2016-17	51	47	92%	163	155	229	209	91%	166
<b>ENGLISH LANGUAGE ARTS: CONTENT AND ANALYSIS (5039)</b>  Test Company: ETS Score Range: 100-200	All enrolled students who have completed all nonclinical courses, 2018-19	1				168	5			
	Other enrolled students, 2018-19	1				168	9			
	All program completers, 2018-19	2				168	36	33	92%	176
	All program completers, 2017-18	2				168	31	30	97%	179
	All program completers, 2016-17	3				168	40	40	100%	178
<b>FRENCH WORLD LANGUAGE (5174)</b>  Test Company: ETS Score Range: 100-200	All enrolled students who have completed all nonclinical courses, 2018-19									
	Other enrolled students, 2018-19									
	All program completers, 2018-19									
	All program completers, 2017-18						1			
	All program completers, 2016-17						1			
<b>MATHEMATICS CONTENT KNOWLEDGE (5161)</b>  Test Company: ETS Score Range: 100-200	All enrolled students who have completed all nonclinical courses, 2018-19						4			
	Other enrolled students, 2018-19						5			
	All program completers, 2018-19						12	8	67%	163
	All program completers, 2017-18	2				160	13	11	85%	168
	All program completers, 2016-17	1				160	16	15	94%	170


Single Assessment Institution-Level Pass Rate Data: *Traditional Teacher Preparation Program Within IHE*

	<b>HEOA - Title II 2018 - 2019 Academic Year</b>	
	Institution Name	SOUTHERN NEW HAMPSHIRE UNIVERSITY
	Institution Code	3649
	State	New Hampshire

April 6, 2020

Assessment Information <sup>1</sup>	Group	Number Taking Assessment	Number Passing Assessment	Institutional Pass Rate	Institutional Average Scaled Score	Assessment Cut Score <sup>2</sup>	Statewide			
							Number Taking Assessment	Number Passing Assessment	Statewide Pass Rate	Statewide Average Scaled Score
<b>MIDDLE SCHOOL ENG LANG ARTS (5047)</b>  Test Company: ETS Score Range: 100-200	All enrolled students who have completed all nonclinical courses, 2018-19									
	Other enrolled students, 2018-19									
	All program completers, 2018-19									
	All program completers, 2017-18						3			
	All program completers, 2016-17						2			
<b>MIDDLE SCHOOL MATHEMATICS (5169)</b>  Test Company: ETS Score Range: 100-200	All enrolled students who have completed all nonclinical courses, 2018-19						2			
	Other enrolled students, 2018-19									
	All program completers, 2018-19	3				165	9			
	All program completers, 2017-18	3				165	15	14	93%	174
	All program completers, 2016-17	1				165	9			
<b>MIDDLE SCHOOL SCIENCE (5440)</b>  Test Company: ETS Score Range: 100-200	All enrolled students who have completed all nonclinical courses, 2018-19						3			
	Other enrolled students, 2018-19						2			
	All program completers, 2018-19						12	11	92%	171
	All program completers, 2017-18	3				150	12	12	100%	166
	All program completers, 2016-17	6				150	16	15	94%	167
<b>MIDDLE SCHOOL SOCIAL STUDIES (5089)</b>  Test Company: ETS Score Range: 100-200	All enrolled students who have completed all nonclinical courses, 2018-19									
	Other enrolled students, 2018-19									
	All program completers, 2018-19									
	All program completers, 2017-18	1				153	4			
	All program completers, 2016-17						5			


**Single Assessment Institution-Level Pass Rate Data: Traditional Teacher Preparation Program Within IHE**

	<b>HEOA - Title II 2018 - 2019 Academic Year</b>	
	<b>Institution Name</b>	SOUTHERN NEW HAMPSHIRE UNIVERSITY
	<b>Institution Code</b>	3649
	<b>State</b>	New Hampshire

April 6, 2020

Assessment Information <sup>1</sup>	Group	Number Taking Assessment	Number Passing Assessment	Institutional Pass Rate	Institutional Average Scaled Score	Assessment Cut Score <sup>2</sup>	Statewide			
							Number Taking Assessment	Number Passing Assessment	Statewide Pass Rate	Statewide Average Scaled Score
<b>MUSIC CONTENT KNOWLEDGE (0113)</b>  Test Company: ETS Score Range: 100-200	All enrolled students who have completed all nonclinical courses, 2018-19						2			
	Other enrolled students, 2018-19	3				161	4			
	All program completers, 2018-19	2				161	21	20	95%	173
	All program completers, 2017-18	3				161	25	25	100%	172
	All program completers, 2016-17						19	18	95%	176
<b>PHYSICAL ED CONTENT AND DESIGN (5095)</b>  Test Company: ETS Score Range: 100-200	All enrolled students who have completed all nonclinical courses, 2018-19						2			
	Other enrolled students, 2018-19						2			
	All program completers, 2018-19						21	21	100%	176
	All program completers, 2017-18						12	12	100%	174
	All program completers, 2016-17						24	24	100%	178
<b>PHYSICS CONTENT KNOWLEDGE (5265)</b>  Test Company: ETS Score Range: 100-200	All enrolled students who have completed all nonclinical courses, 2018-19						1			
	Other enrolled students, 2018-19						1			
	All program completers, 2018-19									
	All program completers, 2017-18						2			
	All program completers, 2016-17						1			
<b>SOCIAL STUDIES CONTENT &amp; INTERPRETATION (5086)</b>  Test Company: ETS Score Range: 100-200	All enrolled students who have completed all nonclinical courses, 2018-19						1			
	Other enrolled students, 2018-19	1				153	14	12	86%	162
	All program completers, 2018-19	3				153	30	29	97%	168
	All program completers, 2017-18	7				153	38	37	97%	165
	All program completers, 2016-17	3				153	40	36	90%	167

**Single Assessment Institution-Level Pass Rate Data: Traditional Teacher Preparation Program Within IHE**

	<b>HEOA - Title II 2018 - 2019 Academic Year</b>
	<b>Institution Name</b> SOUTHERN NEW HAMPSHIRE UNIVERSITY
	<b>Institution Code</b> 3649
	<b>State</b> New Hampshire

April 6, 2020

Assessment Information <sup>1</sup>	Group	Number Taking Assessment	Number Passing Assessment	Institutional Pass Rate	Institutional Average Scaled Score	Assessment Cut Score <sup>2</sup>	Statewide			
							Number Taking Assessment	Number Passing Assessment	Statewide Pass Rate	Statewide Average Scaled Score
<b>SPANISH WORLD LANGUAGE (5195)</b>  Test Company: ETS Score Range: 100-200	All enrolled students who have completed all nonclinical courses, 2018-19									
	Other enrolled students, 2018-19									
	All program completers, 2018-19						5			
	All program completers, 2017-18						5			
	All program completers, 2016-17						2			
<b>FOUNDATIONS OF READING (ESP0090)</b>  Test Company: E.S. Pearson* Score Range: 100-300	All enrolled students who have completed all nonclinical courses, 2018-19	6				240	53	37	70%	246
	Other enrolled students, 2018-19	3				240	62	34	55%	239
	All program completers, 2018-19	55	45	82%	248	240	259	226	87%	250
	All program completers, 2017-18	50	42	84%	245	240	216	188	87%	249
	All program completers, 2016-17	83	64	77%	243	240	323	276	85%	249

Note: In cases where there are less than ten students taking the assessment or license/certificate, the number passing and pass rate are not reported.

<sup>1</sup>Tests with multiple delivery options (computer, paper, etc.) will be noted with the assessment code for one format only.

<sup>2</sup>Cut scores may vary for groups depending upon when the cut scores are established by the state and when each group completed their teacher certification or licensure assessment.

\*Questions regarding tests listed by this testing company must be addressed to your state Title II Coordinator.