



**Single Assessment Institution-Level Pass Rate Data: Traditional Teacher Preparation Program Within IHE**

	<b>HEOA - Title II 2024 - 2025 Academic Year</b>
	<b>Institution Name</b> Southern New Hampshire University
	<b>Institution Code</b> 3649
	<b>State</b> New Hampshire

April 3, 2026

Assessment Information <sup>1</sup>	Group	Number Taking Assessment	Number Passing Assessment	Institutional Pass Rate	Institutional Average Scaled Score	Assessment Cut Score <sup>2</sup>	Statewide				
							Number Taking Assessment	Number Passing Assessment	Statewide Pass Rate	Statewide Average Scaled Score	
<b>ART CONTENT KNOWLEDGE (5134)</b>  Test Company: ETS Score Range: 100-200	All enrolled students who have completed all nonclinical courses, 2024-25										
	Other enrolled students, 2024-25						4				
	All program completers, 2024-25						10	9	90%	167	
	All program completers, 2023-24						4				
	All program completers, 2022-23						5				
<b>BIOLOGY CONTENT KNOWLEDGE (0235)</b>  Test Company: ETS Score Range: 100-200	All enrolled students who have completed all nonclinical courses, 2024-25										
	Other enrolled students, 2024-25						1				
	All program completers, 2024-25						1				
	All program completers, 2023-24						3				
	All program completers, 2022-23						7				
<b>BIOLOGY (5236)</b>  Test Company: ETS Score Range: 100-200	All enrolled students who have completed all nonclinical courses, 2024-25										
	Other enrolled students, 2024-25						1				
	All program completers, 2024-25						3				
	All program completers, 2023-24						4				
	All program completers, 2022-23						1				
<b>CHEMISTRY CONTENT KNOWLEDGE (0245)</b>  Test Company: ETS Score Range: 100-200	All enrolled students who have completed all nonclinical courses, 2024-25										
	Other enrolled students, 2024-25										
	All program completers, 2024-25										
	All program completers, 2023-24										
	All program completers, 2022-23							1			


**Single Assessment Institution-Level Pass Rate Data: Traditional Teacher Preparation Program Within IHE**

	<b>HEOA - Title II 2024 - 2025 Academic Year</b>
	<b>Institution Name</b> Southern New Hampshire University
	<b>Institution Code</b> 3649
	<b>State</b> New Hampshire

April 3, 2026


Assessment Information <sup>1</sup>	Group	Number Taking Assessment	Number Passing Assessment	Institutional Pass Rate	Institutional Average Scaled Score	Assessment Cut Score <sup>2</sup>	Statewide				
							Number Taking Assessment	Number Passing Assessment	Statewide Pass Rate	Statewide Average Scaled Score	
<b>CHEMISTRY (5246)</b>  Test Company: ETS Score Range: 100-200	All enrolled students who have completed all nonclinical courses, 2024-25										
	Other enrolled students, 2024-25										
	All program completers, 2024-25						1				
	All program completers, 2023-24										
	All program completers, 2022-23										
<b>CORE ACADEMIC SKILLS FOR ED: MATH (5732)</b>  Test Company: ETS Score Range: 100-200	All enrolled students who have completed all nonclinical courses, 2024-25										
	Other enrolled students, 2024-25										
	All program completers, 2024-25										
	All program completers, 2023-24	1				150	2				
	All program completers, 2022-23						24	24	100%	168	
<b>CORE ACADEMIC SKILLS FOR ED: READING (5712)</b>  Test Company: ETS Score Range: 100-200	All enrolled students who have completed all nonclinical courses, 2024-25										
	Other enrolled students, 2024-25										
	All program completers, 2024-25										
	All program completers, 2023-24	1				156	3				
	All program completers, 2022-23						30	30	100%	181	
<b>CORE ACADEMIC SKILLS FOR ED: WRITING (5722)</b>  Test Company: ETS Score Range: 100-200	All enrolled students who have completed all nonclinical courses, 2024-25										
	Other enrolled students, 2024-25										
	All program completers, 2024-25										
	All program completers, 2023-24	1				162	2				
	All program completers, 2022-23						22	22	100%	170	

Single Assessment Institution-Level Pass Rate Data: *Traditional Teacher Preparation Program Within IHE*

		<b>HEOA - Title II 2024 - 2025 Academic Year</b>									
Institution Name		Southern New Hampshire University									
Institution Code		3649									
State		New Hampshire									
							Statewide				
Assessment Information <sup>1</sup>		Group	Number Taking Assessment	Number Passing Assessment	Institutional Pass Rate	Institutional Average Scaled Score	Assessment Cut Score <sup>2</sup>	Number Taking Assessment	Number Passing Assessment	Statewide Pass Rate	Statewide Average Scaled Score
<b>CORE ACADEMIC SKILLS FOR EDUCATORS: MATH (5733)</b>  Test Company: ETS Score Range: 100-200	All enrolled students who have completed all nonclinical courses, 2024-25		1				150	171	163	95%	173
	Other enrolled students, 2024-25							290	280	97%	174
	All program completers, 2024-25		16	16	100%	166	150	222	221	100%	175
	All program completers, 2023-24		18	18	100%	175	150	240	240	100%	176
	All program completers, 2022-23		32	31	97%	172	150	255	253	99%	177
<b>CORE ACADEMIC SKILLS FOR EDUCATORS: READING (5713)</b>  Test Company: ETS Score Range: 100-200	All enrolled students who have completed all nonclinical courses, 2024-25							168	162	96%	180
	Other enrolled students, 2024-25							274	261	95%	177
	All program completers, 2024-25		17	16	94%	169	156	205	204	100%	178
	All program completers, 2023-24		19	19	100%	173	156	226	226	100%	179
	All program completers, 2022-23		31	30	97%	171	156	231	229	99%	179
<b>CORE ACADEMIC SKILLS FOR EDUCATORS: WRITING (5723)</b>  Test Company: ETS Score Range: 100-200	All enrolled students who have completed all nonclinical courses, 2024-25		1				162	174	161	93%	169
	Other enrolled students, 2024-25							291	256	88%	169
	All program completers, 2024-25		18	18	100%	171	162	215	212	99%	171
	All program completers, 2023-24		18	18	100%	170	162	238	236	99%	170
	All program completers, 2022-23		33	31	94%	164	162	251	247	98%	171
<b>EDUCATION OF YOUNG CHILDREN (5024)</b>  Test Company: ETS Score Range: 100-200	All enrolled students who have completed all nonclinical courses, 2024-25										
	Other enrolled students, 2024-25										
	All program completers, 2024-25										
	All program completers, 2023-24							17	17	100%	172
	All program completers, 2022-23		1				160	21	20	95%	171

April 3, 2026


**Single Assessment Institution-Level Pass Rate Data: Traditional Teacher Preparation Program Within IHE**

	<b>HEOA - Title II 2024 - 2025 Academic Year</b>
	<b>Institution Name</b> Southern New Hampshire University
	<b>Institution Code</b> 3649
	<b>State</b> New Hampshire

April 3, 2026

Assessment Information <sup>1</sup>	Group	Number Taking Assessment	Number Passing Assessment	Institutional Pass Rate	Institutional Average Scaled Score	Assessment Cut Score <sup>2</sup>	Statewide			
							Number Taking Assessment	Number Passing Assessment	Statewide Pass Rate	Statewide Average Scaled Score
<b>ELEM ED MULTI SUBJ MATHEMATICS (5003)</b>  Test Company: ETS Score Range: 100-200	All enrolled students who have completed all nonclinical courses, 2024-25						30	27	90%	175
	Other enrolled students, 2024-25						38	28	74%	168
	All program completers, 2024-25	19	18	95%	178	157	118	112	95%	179
	All program completers, 2023-24	21	19	90%	179	157	122	116	95%	178
	All program completers, 2022-23	25	24	96%	176	157	156	152	97%	176
<b>ELEM ED MULTI SUBJ READING LANG ARTS (5002)</b>  Test Company: ETS Score Range: 100-200	All enrolled students who have completed all nonclinical courses, 2024-25						33	29	88%	169
	Other enrolled students, 2024-25						35	31	89%	171
	All program completers, 2024-25	18	18	100%	174	157	114	113	99%	174
	All program completers, 2023-24	20	20	100%	173	157	125	120	96%	173
	All program completers, 2022-23	26	25	96%	170	157	157	155	99%	172
<b>ELEM ED MULTI SUBJ SCIENCES (5005)</b>  Test Company: ETS Score Range: 100-200	All enrolled students who have completed all nonclinical courses, 2024-25						31	27	87%	167
	Other enrolled students, 2024-25						37	28	76%	168
	All program completers, 2024-25	17	15	88%	171	159	114	111	97%	172
	All program completers, 2023-24	21	18	86%	171	159	125	112	90%	170
	All program completers, 2022-23	26	24	92%	169	159	156	150	96%	172
<b>ELEM ED MULTI SUBJ SOCIAL STUDIES (5004)</b>  Test Company: ETS Score Range: 100-200	All enrolled students who have completed all nonclinical courses, 2024-25						29	25	86%	165
	Other enrolled students, 2024-25						36	24	67%	164
	All program completers, 2024-25	18	13	72%	164	155	115	104	90%	167
	All program completers, 2023-24	21	17	81%	166	155	123	108	88%	167
	All program completers, 2022-23	26	24	92%	167	155	157	151	96%	169


**Single Assessment Institution-Level Pass Rate Data: Traditional Teacher Preparation Program Within IHE**

	<b>HEOA - Title II 2024 - 2025 Academic Year</b>
	<b>Institution Name</b> Southern New Hampshire University
	<b>Institution Code</b> 3649
	<b>State</b> New Hampshire

April 3, 2026

Assessment Information <sup>1</sup>	Group	Number Taking Assessment	Number Passing Assessment	Institutional Pass Rate	Institutional Average Scaled Score	Assessment Cut Score <sup>2</sup>	Statewide			
							Number Taking Assessment	Number Passing Assessment	Statewide Pass Rate	Statewide Average Scaled Score
<b>ENGLISH LANGUAGE ARTS: CONTENT AND ANALYSIS (5039)</b>  Test Company: ETS Score Range: 100-200	All enrolled students who have completed all nonclinical courses, 2024-25						1			
	Other enrolled students, 2024-25						4			
	All program completers, 2024-25	1				168	15	14	93%	177
	All program completers, 2023-24	1				168	15	13	87%	174
	All program completers, 2022-23	3				168	24	24	100%	176
<b>MATHEMATICS CONTENT KNOWLEDGE (5161)</b>  Test Company: ETS Score Range: 100-200	All enrolled students who have completed all nonclinical courses, 2024-25						1			
	Other enrolled students, 2024-25									
	All program completers, 2024-25									
	All program completers, 2023-24						1			
	All program completers, 2022-23	1				160	4			
<b>MATHEMATICS (5165)</b>  Test Company: ETS Score Range: 100-200	All enrolled students who have completed all nonclinical courses, 2024-25						1			
	Other enrolled students, 2024-25						1			
	All program completers, 2024-25						2			
	All program completers, 2023-24						7			
	All program completers, 2022-23	1				159	4			
<b>MIDDLE SCHOOL ENG LANG ARTS (5047)</b>  Test Company: ETS Score Range: 100-200	All enrolled students who have completed all nonclinical courses, 2024-25						1			
	Other enrolled students, 2024-25									
	All program completers, 2024-25									
	All program completers, 2023-24									
	All program completers, 2022-23						2			


Single Assessment Institution-Level Pass Rate Data: *Traditional Teacher Preparation Program Within IHE*

	<b>HEOA - Title II 2024 - 2025 Academic Year</b>
	<b>Institution Name</b> Southern New Hampshire University
	<b>Institution Code</b> 3649
	<b>State</b> New Hampshire

April 3, 2026

Assessment Information <sup>1</sup>	Group	Number Taking Assessment	Number Passing Assessment	Institutional Pass Rate	Institutional Average Scaled Score	Assessment Cut Score <sup>2</sup>	Statewide			
							Number Taking Assessment	Number Passing Assessment	Statewide Pass Rate	Statewide Average Scaled Score
<b>MIDDLE SCHOOL MATHEMATICS (5164)</b>  Test Company: ETS Score Range: 100-200	All enrolled students who have completed all nonclinical courses, 2024-25						3			
	Other enrolled students, 2024-25						1			
	All program completers, 2024-25						5			
	All program completers, 2023-24						1			
	All program completers, 2022-23						1			
<b>MIDDLE SCHOOL MATHEMATICS (5169)</b>  Test Company: ETS Score Range: 100-200	All enrolled students who have completed all nonclinical courses, 2024-25									
	Other enrolled students, 2024-25									
	All program completers, 2024-25						1			
	All program completers, 2023-24						1			
	All program completers, 2022-23	1				165	2			
<b>MIDDLE SCHOOL SCIENCE (5442)</b>  Test Company: ETS Score Range: 100-200	All enrolled students who have completed all nonclinical courses, 2024-25									
	Other enrolled students, 2024-25						1			
	All program completers, 2024-25									
	All program completers, 2023-24	2				152	4			
	All program completers, 2022-23	2				152	5			
<b>MIDDLE SCHOOL SOCIAL STUDIES (5089)</b>  Test Company: ETS Score Range: 100-200	All enrolled students who have completed all nonclinical courses, 2024-25						1			
	Other enrolled students, 2024-25									
	All program completers, 2024-25									
	All program completers, 2023-24									
	All program completers, 2022-23									


**Single Assessment Institution-Level Pass Rate Data: Traditional Teacher Preparation Program Within IHE**

	<b>HEOA - Title II 2024 - 2025 Academic Year</b>
	<b>Institution Name</b> Southern New Hampshire University
	<b>Institution Code</b> 3649
	<b>State</b> New Hampshire

April 3, 2026

Assessment Information <sup>1</sup>	Group	Number Taking Assessment	Number Passing Assessment	Institutional Pass Rate	Institutional Average Scaled Score	Assessment Cut Score <sup>2</sup>	Statewide			
							Number Taking Assessment	Number Passing Assessment	Statewide Pass Rate	Statewide Average Scaled Score
<b>MUSIC CONTENT KNOWLEDGE (0113)</b>  Test Company: ETS Score Range: 100-200	All enrolled students who have completed all nonclinical courses, 2024-25									
	Other enrolled students, 2024-25						10	10	100%	169
	All program completers, 2024-25						14	14	100%	175
	All program completers, 2023-24	1				161	10	10	100%	172
	All program completers, 2022-23	3				161	10	10	100%	173
<b>PHYSICAL ED CONTENT AND DESIGN (5095)</b>  Test Company: ETS Score Range: 100-200	All enrolled students who have completed all nonclinical courses, 2024-25									
	Other enrolled students, 2024-25						4			
	All program completers, 2024-25						15	10	67%	172
	All program completers, 2023-24						19	13	68%	173
	All program completers, 2022-23						16	13	81%	172
<b>PHYSICS CONTENT KNOWLEDGE (5265)</b>  Test Company: ETS Score Range: 100-200	All enrolled students who have completed all nonclinical courses, 2024-25									
	Other enrolled students, 2024-25									
	All program completers, 2024-25									
	All program completers, 2023-24									
	All program completers, 2022-23						1			
<b>SOCIAL STUDIES CONTENT &amp; INTERPRETATION (5086)</b>  Test Company: ETS Score Range: 100-200	All enrolled students who have completed all nonclinical courses, 2024-25						2			
	Other enrolled students, 2024-25						2			
	All program completers, 2024-25	2				153	14	13	93%	166
	All program completers, 2023-24	1				153	22	19	86%	159
	All program completers, 2022-23						28	26	93%	166

**Single Assessment Institution-Level Pass Rate Data: Traditional Teacher Preparation Program Within IHE**

	<b>HEOA - Title II 2024 - 2025 Academic Year</b>
	<b>Institution Name</b> Southern New Hampshire University
	<b>Institution Code</b> 3649
	<b>State</b> New Hampshire

April 3, 2026

Assessment Information <sup>1</sup>	Group	Number Taking Assessment	Number Passing Assessment	Institutional Pass Rate	Institutional Average Scaled Score	Assessment Cut Score <sup>2</sup>	Statewide			
							Number Taking Assessment	Number Passing Assessment	Statewide Pass Rate	Statewide Average Scaled Score
SPANISH WORLD LANGUAGE (5195)  Test Company: ETS Score Range: 100-200	All enrolled students who have completed all nonclinical courses, 2024-25									
	Other enrolled students, 2024-25									
	All program completers, 2024-25									
	All program completers, 2023-24						2			
	All program completers, 2022-23									
FOUNDATIONS OF READING (ESP0090)  Test Company: E.S. Pearson* Score Range: 100-300	All enrolled students who have completed all nonclinical courses, 2024-25									
	Other enrolled students, 2024-25									
	All program completers, 2024-25									
	All program completers, 2023-24									
	All program completers, 2022-23						2			
FOUNDATIONS OF READING (ESP0190)  Test Company: E.S. Pearson* Score Range: 100-300	All enrolled students who have completed all nonclinical courses, 2024-25	1				240	30	23	77%	250
	Other enrolled students, 2024-25						19	16	84%	247
	All program completers, 2024-25	12	12	100%	258	240	116	112	97%	256
	All program completers, 2023-24	17	17	100%	264	240	150	139	93%	258
	All program completers, 2022-23	29	27	93%	255	240	190	184	97%	258

Note: In cases where there are less than ten students taking the assessment or license/certificate, the number passing and pass rate are not reported.

<sup>1</sup>Tests with multiple delivery options (computer, paper, etc.) will be noted with the assessment code for one format only.

<sup>2</sup>Cut scores may vary for groups depending upon when the cut scores are established by the state and when each group completed their teacher certification or licensure assessment.

\*Questions regarding tests listed by this testing company must be addressed to your state Title II Coordinator.