




Single Assessment Institution-Level Pass Rate Data: Traditional Teacher Preparation Program Within IHE

		HEOA - Title II 2015 - 2016 Academic Year									
Institution Name		SOUTHERN NEW HAMPSHIRE UNIVERSITY									
Institution Code		3649									
State		New Hampshire									
							February 17, 2017				
							Statewide				
Assessment Information ¹		Group	Number Taking Assessment	Number Passing Assessment	Institutional Pass Rate	Institutional Average Scaled Score	Assessment Cut Score ²	Number Taking Assessment	Number Passing Assessment	Statewide Pass Rate	Statewide Average Scaled Score
ART CONTENT KNOWLEDGE (5134) <i>Test Company: ETS</i> <i>Score Range: 100-200</i>		All enrolled students who have completed all nonclinical courses, 2015-16						2			
		Other enrolled students, 2015-16						2			
		All program completers, 2015-16						11	10	91%	170
		All program completers, 2014-15						18	16	89%	168
		All program completers, 2013-14						18	16	89%	168
BIOLOGY CONTENT KNOWLEDGE (0235) <i>Test Company: ETS</i> <i>Score Range: 100-200</i>		All enrolled students who have completed all nonclinical courses, 2015-16						7			
		Other enrolled students, 2015-16						2			
		All program completers, 2015-16						17	17	100%	172
		All program completers, 2014-15						9			
		All program completers, 2013-14						12	12	100%	171
CHEMISTRY CONTENT KNOWLEDGE (0245) <i>Test Company: ETS</i> <i>Score Range: 100-200</i>		All enrolled students who have completed all nonclinical courses, 2015-16						1			
		Other enrolled students, 2015-16						3			
		All program completers, 2015-16						2			
		All program completers, 2014-15						2			
		All program completers, 2013-14						3			
CORE ACADEMIC SKILLS FOR ED: MATH (5732) <i>Test Company: ETS</i> <i>Score Range: 100-200</i>		All enrolled students who have completed all nonclinical courses, 2015-16	35	35	100%	168	150	290	252	87%	162
		Other enrolled students, 2015-16	85	64	75%	157	150	520	449	86%	164
		All program completers, 2015-16	59	57	97%	166	150	350	336	96%	168
		All program completers, 2014-15	16	11	69%	157	150	127	112	88%	167
		All program completers, 2013-14	1				150	34	29	85%	171


Single Assessment Institution-Level Pass Rate Data: Traditional Teacher Preparation Program Within IHE

		HEOA - Title II 2015 - 2016 Academic Year								
Institution Name		SOUTHERN NEW HAMPSHIRE UNIVERSITY								
Institution Code		3649								
State		New Hampshire								
							February 17, 2017			
Assessment Information ¹	Group	Number Taking Assessment	Number Passing Assessment	Institutional Pass Rate	Institutional Average Scaled Score	Assessment Cut Score ²	Statewide			
							Number Taking Assessment	Number Passing Assessment	Statewide Pass Rate	Statewide Average Scaled Score
CORE ACADEMIC SKILLS FOR ED: READING (5712) Test Company: ETS Score Range: 100-200	All enrolled students who have completed all nonclinical courses, 2015-16	36	35	97%	182	156	281	271	96%	180
	Other enrolled students, 2015-16	84	81	96%	178	156	498	482	97%	179
	All program completers, 2015-16	57	57	100%	183	156	331	330	100%	183
	All program completers, 2014-15	16	15	94%	177	156	123	120	98%	184
	All program completers, 2013-14						30	30	100%	184
CORE ACADEMIC SKILLS FOR ED: WRITING (5722) Test Company: ETS Score Range: 100-200	All enrolled students who have completed all nonclinical courses, 2015-16	35	34	97%	172	162	283	264	93%	170
	Other enrolled students, 2015-16	81	73	90%	170	162	494	454	92%	170
	All program completers, 2015-16	58	56	97%	172	162	330	322	98%	173
	All program completers, 2014-15	15	14	93%	170	162	123	115	93%	174
	All program completers, 2013-14						29	29	100%	176
EARLY CHILDHOOD CONTENT KNOWLEDGE (5022) Test Company: ETS Score Range: 100-200	All enrolled students who have completed all nonclinical courses, 2015-16	1				161	6			
	Other enrolled students, 2015-16	4				161	6			
	All program completers, 2015-16	9				161	20	20	100%	178
	All program completers, 2014-15	10	10	100%	175	161	55	55	100%	177
	All program completers, 2013-14	6				161	72	72	100%	179
EARTH AND SPACE SCIENCES - CK (5571) Test Company: ETS Score Range: 100-200	All enrolled students who have completed all nonclinical courses, 2015-16						1			
	Other enrolled students, 2015-16									
	All program completers, 2015-16						1			
	All program completers, 2014-15						3			
	All program completers, 2013-14						1			


Single Assessment Institution-Level Pass Rate Data: Traditional Teacher Preparation Program Within IHE

		HEOA - Title II 2015 - 2016 Academic Year								
Institution Name		SOUTHERN NEW HAMPSHIRE UNIVERSITY								
Institution Code		3649								
State		New Hampshire								
							February 17, 2017			
Assessment Information ¹	Group	Number Taking Assessment	Number Passing Assessment	Institutional Pass Rate	Institutional Average Scaled Score	Assessment Cut Score ²	Statewide			
							Number Taking Assessment	Number Passing Assessment	Statewide Pass Rate	Statewide Average Scaled Score
EDUCATION OF YOUNG CHILDREN (5024) Test Company: ETS Score Range: 100-200	All enrolled students who have completed all nonclinical courses, 2015-16	4				160	8			
	Other enrolled students, 2015-16	8				160	9			
	All program completers, 2015-16						16	15	94%	176
	All program completers, 2014-15						3			
	All program completers, 2013-14									
ELEM ED MULTI SUBJ MATHEMATICS (DISC) (5033) Test Company: ETS Score Range: 100-200	All enrolled students who have completed all nonclinical courses, 2015-16	7				164	15	13	87%	171
	Other enrolled students, 2015-16	9				164	9			
	All program completers, 2015-16	43	42	98%	173	164	67	65	97%	174
	All program completers, 2014-15	72	64	89%	171	164	256	234	91%	174
	All program completers, 2013-14	67	61	91%	172	164	309	269	87%	172
ELEM ED MULTI SUBJ MATHEMATICS (5003) Test Company: ETS Score Range: 100-200	All enrolled students who have completed all nonclinical courses, 2015-16	12	12	100%	171	157	61	56	92%	174
	Other enrolled students, 2015-16	44	35	80%	166	157	114	94	82%	171
	All program completers, 2015-16	20	19	95%	168	157	190	180	95%	174
	All program completers, 2014-15	8				157	85	77	91%	170
	All program completers, 2013-14									
ELEM ED MULTI SUBJ READING LANG ARTS (DISC) (5032) Test Company: ETS Score Range: 100-200	All enrolled students who have completed all nonclinical courses, 2015-16	8				165	17	16	94%	183
	Other enrolled students, 2015-16	11	10	91%	177	165	13	12	92%	177
	All program completers, 2015-16	58	58	100%	178	165	96	95	99%	180
	All program completers, 2014-15	79	77	97%	176	165	293	286	98%	179
	All program completers, 2013-14	67	67	100%	177	165	309	302	98%	179


Single Assessment Institution-Level Pass Rate Data: Traditional Teacher Preparation Program Within IHE

		HEOA - Title II 2015 - 2016 Academic Year								
Institution Name		SOUTHERN NEW HAMPSHIRE UNIVERSITY								
Institution Code		3649								
State		New Hampshire								
							February 17, 2017			
Assessment Information ¹	Group	Number Taking Assessment	Number Passing Assessment	Institutional Pass Rate	Institutional Average Scaled Score	Assessment Cut Score ²	Statewide			
							Number Taking Assessment	Number Passing Assessment	Statewide Pass Rate	Statewide Average Scaled Score
ELEM ED MULTI SUBJ READING LANG ARTS (5002) Test Company: ETS Score Range: 100-200	All enrolled students who have completed all nonclinical courses, 2015-16	12	12	100%	167	157	62	54	87%	169
	Other enrolled students, 2015-16	42	36	86%	165	157	106	87	82%	168
	All program completers, 2015-16	5				157	159	145	91%	170
	All program completers, 2014-15	1				157	49	45	92%	172
	All program completers, 2013-14									
ELEM ED MULTI SUBJ SCIENCES (DISC) (5035) Test Company: ETS Score Range: 100-200	All enrolled students who have completed all nonclinical courses, 2015-16	8				159	17	15	88%	172
	Other enrolled students, 2015-16	12	9	75%	165	159	13	10	77%	166
	All program completers, 2015-16	51	51	100%	171	159	85	84	99%	172
	All program completers, 2014-15	77	71	92%	168	159	277	261	94%	170
	All program completers, 2013-14	67	62	93%	168	159	309	282	91%	170
ELEM ED MULTI SUBJ SCIENCES (5005) Test Company: ETS Score Range: 100-200	All enrolled students who have completed all nonclinical courses, 2015-16	12	11	92%	165	159	62	50	81%	168
	Other enrolled students, 2015-16	41	27	66%	162	159	106	72	68%	165
	All program completers, 2015-16	12	9	75%	161	159	170	145	85%	168
	All program completers, 2014-15	3				159	66	54	82%	167
	All program completers, 2013-14									
ELEM ED MULTI SUBJ SOCIAL STUDIES (DISC) (5034) Test Company: ETS Score Range: 100-200	All enrolled students who have completed all nonclinical courses, 2015-16	8				155	18	16	89%	173
	Other enrolled students, 2015-16	12	8	67%	160	155	13	9	69%	160
	All program completers, 2015-16	49	48	98%	168	155	87	85	98%	169
	All program completers, 2014-15	76	71	93%	165	155	276	257	93%	167
	All program completers, 2013-14	67	63	94%	167	155	309	283	92%	168


Single Assessment Institution-Level Pass Rate Data: Traditional Teacher Preparation Program Within IHE

		HEOA - Title II 2015 - 2016 Academic Year								
Institution Name		SOUTHERN NEW HAMPSHIRE UNIVERSITY								
Institution Code		3649								
State		New Hampshire								
							<i>February 17, 2017</i>			
Assessment Information ¹	Group	Number Taking Assessment	Number Passing Assessment	Institutional Pass Rate	Institutional Average Scaled Score	Assessment Cut Score ²	Statewide			
							Number Taking Assessment	Number Passing Assessment	Statewide Pass Rate	Statewide Average Scaled Score
ELEM ED MULTI SUBJ SOCIAL STUDIES (5004) Test Company: ETS Score Range: 100-200	All enrolled students who have completed all nonclinical courses, 2015-16	12	10	83%	161	155	60	46	77%	162
	Other enrolled students, 2015-16	41	23	56%	157	155	105	65	62%	160
	All program completers, 2015-16	14	11	79%	156	155	167	139	83%	164
	All program completers, 2014-15	4				155	66	57	86%	166
	All program completers, 2013-14									
ENG LANG LIT COMP CONTENT & ANALYSIS (DISC) (5044) Test Company: ETS Score Range: 100-200	All enrolled students who have completed all nonclinical courses, 2015-16									
	Other enrolled students, 2015-16									
	All program completers, 2015-16									
	All program completers, 2014-15									
	All program completers, 2013-14	5				166	13	12	92%	180
ENGLISH LANGUAGE ARTS: CONTENT AND ANALYSIS (5039) Test Company: ETS Score Range: 100-200	All enrolled students who have completed all nonclinical courses, 2015-16	2				168	8			
	Other enrolled students, 2015-16	2				168	6			
	All program completers, 2015-16	6				168	43	41	95%	177
	All program completers, 2014-15	7				168	46	44	96%	177
	All program completers, 2013-14						28	22	79%	173
FRENCH WORLD LANGUAGE (5174) Test Company: ETS Score Range: 100-200	All enrolled students who have completed all nonclinical courses, 2015-16									
	Other enrolled students, 2015-16						1			
	All program completers, 2015-16									
	All program completers, 2014-15						4			
	All program completers, 2013-14						1			


Single Assessment Institution-Level Pass Rate Data: Traditional Teacher Preparation Program Within IHE

		HEOA - Title II 2015 - 2016 Academic Year								
Institution Name		SOUTHERN NEW HAMPSHIRE UNIVERSITY								
Institution Code		3649								
State		New Hampshire								
							February 17, 2017			
Assessment Information ¹	Group	Number Taking Assessment	Number Passing Assessment	Institutional Pass Rate	Institutional Average Scaled Score	Assessment Cut Score ²	Statewide			
							Number Taking Assessment	Number Passing Assessment	Statewide Pass Rate	Statewide Average Scaled Score
MATHEMATICS CONTENT KNOWLEDGE (DISC) (0061) Test Company: ETS Score Range: 100-200	All enrolled students who have completed all nonclinical courses, 2015-16									
	Other enrolled students, 2015-16									
	All program completers, 2015-16									
	All program completers, 2014-15									
	All program completers, 2013-14						6			
MATHEMATICS CONTENT KNOWLEDGE (5161) Test Company: ETS Score Range: 100-200	All enrolled students who have completed all nonclinical courses, 2015-16						4			
	Other enrolled students, 2015-16	1				160	4			
	All program completers, 2015-16						22	14	64%	164
	All program completers, 2014-15						20	15	75%	164
	All program completers, 2013-14						22	20	91%	173
MIDDLE SCHOOL ENG LANG ARTS (5047) Test Company: ETS Score Range: 100-200	All enrolled students who have completed all nonclinical courses, 2015-16						2			
	Other enrolled students, 2015-16									
	All program completers, 2015-16	2				164	4			
	All program completers, 2014-15									
	All program completers, 2013-14									
MIDDLE SCHOOL MATHEMATICS (DISCONTINUED) (0069) Test Company: ETS Score Range: 100-200	All enrolled students who have completed all nonclinical courses, 2015-16									
	Other enrolled students, 2015-16									
	All program completers, 2015-16									
	All program completers, 2014-15									
	All program completers, 2013-14	4				151	7			


Single Assessment Institution-Level Pass Rate Data: Traditional Teacher Preparation Program Within IHE

		HEOA - Title II 2015 - 2016 Academic Year									
Institution Name		SOUTHERN NEW HAMPSHIRE UNIVERSITY									
Institution Code		3649									
State		New Hampshire									
							February 17, 2017				
							Statewide				
Assessment Information ¹		Group	Number Taking Assessment	Number Passing Assessment	Institutional Pass Rate	Institutional Average Scaled Score	Assessment Cut Score ²	Number Taking Assessment	Number Passing Assessment	Statewide Pass Rate	Statewide Average Scaled Score
MIDDLE SCHOOL MATHEMATICS (5169) Test Company: ETS Score Range: 100-200		All enrolled students who have completed all nonclinical courses, 2015-16	1				165	7			
		Other enrolled students, 2015-16						7			
		All program completers, 2015-16	3				165	10	9	90%	172
		All program completers, 2014-15						1			
		All program completers, 2013-14						4			
MIDDLE SCHOOL SCIENCE (DISCONTINUED) (0439) Test Company: ETS Score Range: 100-200		All enrolled students who have completed all nonclinical courses, 2015-16									
		Other enrolled students, 2015-16									
		All program completers, 2015-16						1			
		All program completers, 2014-15	2				158	4			
		All program completers, 2013-14	3				158	9			
MIDDLE SCHOOL SCIENCE (5440) Test Company: ETS Score Range: 100-200		All enrolled students who have completed all nonclinical courses, 2015-16	4				150	5			
		Other enrolled students, 2015-16	2				150	6			
		All program completers, 2015-16	3				150	7			
		All program completers, 2014-15						6			
		All program completers, 2013-14									
MIDDLE SCHOOL SOCIAL STUDIES (5089) Test Company: ETS Score Range: 100-200		All enrolled students who have completed all nonclinical courses, 2015-16						2			
		Other enrolled students, 2015-16									
		All program completers, 2015-16	1				153	3			
		All program completers, 2014-15									
		All program completers, 2013-14									


Single Assessment Institution-Level Pass Rate Data: Traditional Teacher Preparation Program Within IHE

		HEOA - Title II 2015 - 2016 Academic Year								
Institution Name		SOUTHERN NEW HAMPSHIRE UNIVERSITY								
Institution Code		3649								
State		New Hampshire								
							February 17, 2017			
							Statewide			
Assessment Information¹	Group	Number Taking Assessment	Number Passing Assessment	Institutional Pass Rate	Institutional Average Scaled Score	Assessment Cut Score²	Number Taking Assessment	Number Passing Assessment	Statewide Pass Rate	Statewide Average Scaled Score
MUSIC CONTENT KNOWLEDGE (0113) Test Company: ETS Score Range: 100-200	All enrolled students who have completed all nonclinical courses, 2015-16						6			
	Other enrolled students, 2015-16						1			
	All program completers, 2015-16	4				161	35	32	91%	169
	All program completers, 2014-15	3				161	37	37	100%	170
	All program completers, 2013-14						34	33	97%	172
PHYSICAL ED CONTENT AND DESIGN (5095) Test Company: ETS Score Range: 100-200	All enrolled students who have completed all nonclinical courses, 2015-16									
	Other enrolled students, 2015-16						4			
	All program completers, 2015-16						4			
	All program completers, 2014-15									
	All program completers, 2013-14									
PHYSICS CONTENT KNOWLEDGE (5265) Test Company: ETS Score Range: 100-200	All enrolled students who have completed all nonclinical courses, 2015-16									
	Other enrolled students, 2015-16						1			
	All program completers, 2015-16						2			
	All program completers, 2014-15						1			
	All program completers, 2013-14						2			
PRAXIS I MATHEMATICS (DISCONTINUED) (0730) Test Company: ETS Score Range: 150-190	All enrolled students who have completed all nonclinical courses, 2015-16									
	Other enrolled students, 2015-16									
	All program completers, 2015-16									
	All program completers, 2014-15									
	All program completers, 2013-14	109	109	100%	179	172	583	579	99%	179

Single Assessment Institution-Level Pass Rate Data: Traditional Teacher Preparation Program Within IHE

		HEOA - Title II 2015 - 2016 Academic Year								
Institution Name		SOUTHERN NEW HAMPSHIRE UNIVERSITY								
Institution Code		3649								
State		New Hampshire								
							February 17, 2017			
Assessment Information ¹	Group	Number Taking Assessment	Number Passing Assessment	Institutional Pass Rate	Institutional Average Scaled Score	Assessment Cut Score ²	Statewide			
							Number Taking Assessment	Number Passing Assessment	Statewide Pass Rate	Statewide Average Scaled Score
PRAXIS I READING (DISCONTINUED) (0710) Test Company: ETS Score Range: 150-190	All enrolled students who have completed all nonclinical courses, 2015-16									
	Other enrolled students, 2015-16									
	All program completers, 2015-16									
	All program completers, 2014-15									
	All program completers, 2013-14	106	106	100%	179	174	577	574	99%	179
PRAXIS I WRITING (DISCONTINUED) (0720) Test Company: ETS Score Range: 150-190	All enrolled students who have completed all nonclinical courses, 2015-16									
	Other enrolled students, 2015-16									
	All program completers, 2015-16									
	All program completers, 2014-15									
	All program completers, 2013-14	106	106	100%	176	172	577	577	100%	177
SOCIAL STUDIES CONTENT & INTERPRETATION (5086) Test Company: ETS Score Range: 100-200	All enrolled students who have completed all nonclinical courses, 2015-16						5			
	Other enrolled students, 2015-16	6				153	9			
	All program completers, 2015-16	7				153	31	30	97%	165
	All program completers, 2014-15	11	11	100%	165	153	49	44	90%	165
	All program completers, 2013-14	14	10	71%	157	153	61	53	87%	165
SPANISH WORLD LANGUAGE (5195) Test Company: ETS Score Range: 100-200	All enrolled students who have completed all nonclinical courses, 2015-16									
	Other enrolled students, 2015-16									
	All program completers, 2015-16						2			
	All program completers, 2014-15						8			
	All program completers, 2013-14						5			

Single Assessment Institution-Level Pass Rate Data: *Traditional Teacher Preparation Program Within IHE*

		<div>HEOA - Title II</div> <div>2015 - 2016 Academic Year</div>									
Institution Name		SOUTHERN NEW HAMPSHIRE UNIVERSITY									
Institution Code		3649									
State		New Hampshire									
							February 17, 2017				
							Statewide				
Assessment Information ¹		Group	Number Taking Assessment	Number Passing Assessment	Institutional Pass Rate	Institutional Average Scaled Score	Assessment Cut Score ²	Number Taking Assessment	Number Passing Assessment	Statewide Pass Rate	Statewide Average Scaled Score
FOUNDATIONS OF READING (ESP0090) Test Company: E.S. Pearson* Score Range: 100-300		All enrolled students who have completed all nonclinical courses, 2015-16	27	13	48%	232	240	88	48	55%	238
		Other enrolled students, 2015-16	35	11	31%	227	240	103	44	43%	232
		All program completers, 2015-16	73	56	77%	244	240	313	237	76%	247
		All program completers, 2014-15	89	71	80%	246	240	385	315	82%	249
		All program completers, 2013-14	6				240	86	71	83%	250

Note: In cases where there are less than ten students taking the assessment or license/certificate, the number passing and pass rate are not reported.

¹Tests with multiple delivery options (computer, paper, etc.) will be noted with the assessment code for one format only.

²Cut scores may vary for groups depending upon when the cut scores are established by the state and when each group completed their teacher certification or licensure assessment.

*Questions regarding tests listed by this testing company must be addressed to your state Title II Coordinator.