



Single Assessment Institution-Level Pass Rate Data: *Traditional Teacher Preparation Program Within IHE*

		HEOA - Title II 2017 - 2018 Academic Year									
Institution Name		SOUTHERN NEW HAMPSHIRE UNIVERSITY									
Institution Code		3649									
State		New Hampshire									
							February 1, 2019				
							Statewide				
Assessment Information ¹		Group	Number Taking Assessment	Number Passing Assessment	Institutional Pass Rate	Institutional Average Scaled Score	Assessment Cut Score ²	Number Taking Assessment	Number Passing Assessment	Statewide Pass Rate	Statewide Average Scaled Score
ART CONTENT KNOWLEDGE (5134) Test Company: ETS Score Range: 100-200	All enrolled students who have completed all nonclinical courses, 2017-18							1			
	Other enrolled students, 2017-18							2			
	All program completers, 2017-18							6			
	All program completers, 2016-17							13	11	85%	168
	All program completers, 2015-16							12	11	92%	171
BIOLOGY CONTENT KNOWLEDGE (0235) Test Company: ETS Score Range: 100-200	All enrolled students who have completed all nonclinical courses, 2017-18							2			
	Other enrolled students, 2017-18							2			
	All program completers, 2017-18							7			
	All program completers, 2016-17							16	16	100%	172
	All program completers, 2015-16							17	17	100%	172
CHEMISTRY CONTENT KNOWLEDGE (0245) Test Company: ETS Score Range: 100-200	All enrolled students who have completed all nonclinical courses, 2017-18							2			
	Other enrolled students, 2017-18										
	All program completers, 2017-18							4			
	All program completers, 2016-17							3			
	All program completers, 2015-16							2			
CORE ACADEMIC SKILLS FOR ED: MATH (5732) Test Company: ETS Score Range: 100-200	All enrolled students who have completed all nonclinical courses, 2017-18		14	14	100%	163	150	293	265	90%	167
	Other enrolled students, 2017-18		46	44	96%	163	150	532	451	85%	163
	All program completers, 2017-18		62	61	98%	165	150	380	364	96%	167
	All program completers, 2016-17		96	94	98%	166	150	460	447	97%	167
	All program completers, 2015-16		61	59	97%	166	150	354	344	97%	168

Single Assessment Institution-Level Pass Rate Data: Traditional Teacher Preparation Program Within IHE

	HEOA - Title II 2017 - 2018 Academic Year
	Institution Name
	Institution Code
	State

SOUTHERN NEW HAMPSHIRE UNIVERSITY


3649

New Hampshire

February 1, 2019

Assessment Information ¹	Group	Number Taking Assessment	Number Passing Assessment	Institutional Pass Rate	Institutional Average Scaled Score	Assessment Cut Score ²	Statewide			
							Number Taking Assessment	Number Passing Assessment	Statewide Pass Rate	Statewide Average Scaled Score
CORE ACADEMIC SKILLS FOR ED: READING (5712) Test Company: ETS Score Range: 100-200	All enrolled students who have completed all nonclinical courses, 2017-18	14	14	100%	183	156	277	271	98%	182
	Other enrolled students, 2017-18	42	41	98%	177	156	509	495	97%	180
	All program completers, 2017-18	57	57	100%	182	156	358	356	99%	182
	All program completers, 2016-17	94	93	99%	180	156	435	431	99%	180
	All program completers, 2015-16	59	59	100%	182	156	335	335	100%	183
CORE ACADEMIC SKILLS FOR ED: WRITING (5722) Test Company: ETS Score Range: 100-200	All enrolled students who have completed all nonclinical courses, 2017-18	13	13	100%	174	162	280	264	94%	172
	Other enrolled students, 2017-18	44	42	95%	169	162	506	447	88%	169
	All program completers, 2017-18	58	58	100%	171	162	357	351	98%	172
	All program completers, 2016-17	92	90	98%	171	162	432	428	99%	172
	All program completers, 2015-16	60	58	97%	172	162	334	327	98%	173
EARLY CHILDHOOD CONTENT KNOWLEDGE (5022) Test Company: ETS Score Range: 100-200	All enrolled students who have completed all nonclinical courses, 2017-18						2			
	Other enrolled students, 2017-18						1			
	All program completers, 2017-18	1				161	1			
	All program completers, 2016-17	2				161	4			
	All program completers, 2015-16	9				161	16	16	100%	178
EARTH AND SPACE SCIENCES - CK (5571) Test Company: ETS Score Range: 100-200	All enrolled students who have completed all nonclinical courses, 2017-18									
	Other enrolled students, 2017-18									
	All program completers, 2017-18						1			
	All program completers, 2016-17						2			
	All program completers, 2015-16						1			

Single Assessment Institution-Level Pass Rate Data: Traditional Teacher Preparation Program Within IHE

	HEOA - Title II 2017 - 2018 Academic Year
	Institution Name
	Institution Code
	State

SOUTHERN NEW HAMPSHIRE UNIVERSITY


3649

New Hampshire

February 1, 2019

Assessment Information ¹	Group	Number Taking Assessment	Number Passing Assessment	Institutional Pass Rate	Institutional Average Scaled Score	Assessment Cut Score ²	Statewide			
							Number Taking Assessment	Number Passing Assessment	Statewide Pass Rate	Statewide Average Scaled Score
EDUCATION OF YOUNG CHILDREN (5024) Test Company: ETS Score Range: 100-200	All enrolled students who have completed all nonclinical courses, 2017-18	4				160	10	9	90%	169
	Other enrolled students, 2017-18	1				160	14	12	86%	169
	All program completers, 2017-18	6				160	30	30	100%	173
	All program completers, 2016-17	12	12	100%	167	160	45	42	93%	171
	All program completers, 2015-16						19	17	89%	174
ELEM ED MULTI SUBJ MATHEMATICS (DISC) (5033) Test Company: ETS Score Range: 100-200	All enrolled students who have completed all nonclinical courses, 2017-18						2			
	Other enrolled students, 2017-18									
	All program completers, 2017-18	1				164	2			
	All program completers, 2016-17	8				164	11	11	100%	177
	All program completers, 2015-16	43	42	98%	173	164	66	64	97%	174
ELEM ED MULTI SUBJ MATHEMATICS (5003) Test Company: ETS Score Range: 100-200	All enrolled students who have completed all nonclinical courses, 2017-18	11	11	100%	186	157	70	67	96%	179
	Other enrolled students, 2017-18	25	23	92%	174	157	111	106	95%	178
	All program completers, 2017-18	40	39	98%	173	157	173	170	98%	178
	All program completers, 2016-17	51	50	98%	171	157	232	223	96%	175
	All program completers, 2015-16	20	19	95%	168	157	200	191	96%	174
ELEM ED MULTI SUBJ READING LANG ARTS (DISC) (5032) Test Company: ETS Score Range: 100-200	All enrolled students who have completed all nonclinical courses, 2017-18						2			
	Other enrolled students, 2017-18									
	All program completers, 2017-18	2				165	3			
	All program completers, 2016-17	9				165	14	14	100%	184
	All program completers, 2015-16	58	58	100%	178	165	94	93	99%	180

Single Assessment Institution-Level Pass Rate Data: Traditional Teacher Preparation Program Within IHE

	HEOA - Title II 2017 - 2018 Academic Year
	Institution Name
	Institution Code
	State

SOUTHERN NEW HAMPSHIRE UNIVERSITY


3649

New Hampshire

February 1, 2019

Assessment Information ¹	Group	Number Taking Assessment	Number Passing Assessment	Institutional Pass Rate	Institutional Average Scaled Score	Assessment Cut Score ²	Statewide			
							Number Taking Assessment	Number Passing Assessment	Statewide Pass Rate	Statewide Average Scaled Score
ELEM ED MULTI SUBJ READING LANG ARTS (5002) Test Company: ETS Score Range: 100-200	All enrolled students who have completed all nonclinical courses, 2017-18	11	11	100%	173	157	70	63	90%	168
	Other enrolled students, 2017-18	25	21	84%	166	157	109	100	92%	168
	All program completers, 2017-18	39	39	100%	171	157	170	166	98%	173
	All program completers, 2016-17	51	51	100%	168	157	229	220	96%	171
	All program completers, 2015-16	5				157	171	163	95%	171
ELEM ED MULTI SUBJ SCIENCES (DISC) (5035) Test Company: ETS Score Range: 100-200	All enrolled students who have completed all nonclinical courses, 2017-18						2			
	Other enrolled students, 2017-18									
	All program completers, 2017-18	2				159	3			
	All program completers, 2016-17	9				159	14	13	93%	176
	All program completers, 2015-16	50	50	100%	171	159	82	81	99%	172
ELEM ED MULTI SUBJ SCIENCES (5005) Test Company: ETS Score Range: 100-200	All enrolled students who have completed all nonclinical courses, 2017-18	11	11	100%	174	159	68	62	91%	171
	Other enrolled students, 2017-18	25	20	80%	167	159	108	89	82%	169
	All program completers, 2017-18	39	37	95%	168	159	170	165	97%	171
	All program completers, 2016-17	51	46	90%	167	159	229	206	90%	170
	All program completers, 2015-16	13	11	85%	162	159	183	166	91%	168
ELEM ED MULTI SUBJ SOCIAL STUDIES (DISC) (5034) Test Company: ETS Score Range: 100-200	All enrolled students who have completed all nonclinical courses, 2017-18						3			
	Other enrolled students, 2017-18									
	All program completers, 2017-18	2				155	3			
	All program completers, 2016-17	9				155	14	13	93%	173
	All program completers, 2015-16	48	47	98%	169	155	84	82	98%	169

Single Assessment Institution-Level Pass Rate Data: Traditional Teacher Preparation Program Within IHE

	HEOA - Title II 2017 - 2018 Academic Year
	Institution Name
	Institution Code
	State

SOUTHERN NEW HAMPSHIRE UNIVERSITY


3649

New Hampshire


February 1, 2019

Assessment Information ¹	Group	Number Taking Assessment	Number Passing Assessment	Institutional Pass Rate	Institutional Average Scaled Score	Assessment Cut Score ²	Statewide			
							Number Taking Assessment	Number Passing Assessment	Statewide Pass Rate	Statewide Average Scaled Score
ELEM ED MULTI SUBJ SOCIAL STUDIES (5004) Test Company: ETS Score Range: 100-200	All enrolled students who have completed all nonclinical courses, 2017-18	11	11	100%	173	155	67	58	87%	165
	Other enrolled students, 2017-18	25	18	72%	164	155	109	86	79%	164
	All program completers, 2017-18	39	36	92%	167	155	170	157	92%	168
	All program completers, 2016-17	51	45	88%	163	155	229	205	90%	166
	All program completers, 2015-16	15	12	80%	156	155	181	161	89%	164
ENGLISH LANGUAGE ARTS: CONTENT AND ANALYSIS (5039) Test Company: ETS Score Range: 100-200	All enrolled students who have completed all nonclinical courses, 2017-18	2				168	4			
	Other enrolled students, 2017-18	1				168	5			
	All program completers, 2017-18	2				168	30	29	97%	179
	All program completers, 2016-17	3				168	40	40	100%	178
	All program completers, 2015-16	6				168	44	43	98%	178
FRENCH WORLD LANGUAGE (5174) Test Company: ETS Score Range: 100-200	All enrolled students who have completed all nonclinical courses, 2017-18									
	Other enrolled students, 2017-18									
	All program completers, 2017-18						1			
	All program completers, 2016-17						1			
	All program completers, 2015-16						1			
MATHEMATICS CONTENT KNOWLEDGE (5161) Test Company: ETS Score Range: 100-200	All enrolled students who have completed all nonclinical courses, 2017-18						8			
	Other enrolled students, 2017-18						3			
	All program completers, 2017-18	2				160	13	11	85%	168
	All program completers, 2016-17	1				160	16	15	94%	170
	All program completers, 2015-16						22	19	86%	167


Single Assessment Institution-Level Pass Rate Data: *Traditional Teacher Preparation Program Within IHE*

		HEOA - Title II 2017 - 2018 Academic Year									
Institution Name		SOUTHERN NEW HAMPSHIRE UNIVERSITY									
Institution Code		3649									
State		New Hampshire									
							February 1, 2019				
							Statewide				
Assessment Information ¹		Group	Number Taking Assessment	Number Passing Assessment	Institutional Pass Rate	Institutional Average Scaled Score	Assessment Cut Score ²	Number Taking Assessment	Number Passing Assessment	Statewide Pass Rate	Statewide Average Scaled Score
MIDDLE SCHOOL ENG LANG ARTS (5047) Test Company: ETS Score Range: 100-200	All enrolled students who have completed all nonclinical courses, 2017-18							1			
	Other enrolled students, 2017-18							1			
	All program completers, 2017-18							3			
	All program completers, 2016-17							2			
	All program completers, 2015-16		2				164	4			
MIDDLE SCHOOL MATHEMATICS (5169) Test Company: ETS Score Range: 100-200	All enrolled students who have completed all nonclinical courses, 2017-18		1				165	3			
	Other enrolled students, 2017-18		2				165	7			
	All program completers, 2017-18		3				165	15	14	93%	172
	All program completers, 2016-17		1				165	9			
	All program completers, 2015-16		4				165	13	12	92%	172
MIDDLE SCHOOL SCIENCE (DISCONTINUED) (0439) Test Company: ETS Score Range: 100-200	All enrolled students who have completed all nonclinical courses, 2017-18										
	Other enrolled students, 2017-18										
	All program completers, 2017-18										
	All program completers, 2016-17										
	All program completers, 2015-16							1			
MIDDLE SCHOOL SCIENCE (5440) Test Company: ETS Score Range: 100-200	All enrolled students who have completed all nonclinical courses, 2017-18										
	Other enrolled students, 2017-18							3			
	All program completers, 2017-18		3				150	12	12	100%	166
	All program completers, 2016-17		6				150	16	15	94%	167
	All program completers, 2015-16		3				150	8			

Single Assessment Institution-Level Pass Rate Data: *Traditional Teacher Preparation Program Within IHE*

		HEOA - Title II 2017 - 2018 Academic Year									
Institution Name		SOUTHERN NEW HAMPSHIRE UNIVERSITY									
Institution Code		3649									
State		New Hampshire									
							February 1, 2019				
							Statewide				
Assessment Information ¹		Group	Number Taking Assessment	Number Passing Assessment	Institutional Pass Rate	Institutional Average Scaled Score	Assessment Cut Score ²	Number Taking Assessment	Number Passing Assessment	Statewide Pass Rate	Statewide Average Scaled Score
MIDDLE SCHOOL SOCIAL STUDIES (5089) Test Company: ETS Score Range: 100-200	All enrolled students who have completed all nonclinical courses, 2017-18										
	Other enrolled students, 2017-18							1			
	All program completers, 2017-18		1				153	4			
	All program completers, 2016-17							5			
	All program completers, 2015-16		1				153	4			
MUSIC CONTENT KNOWLEDGE (0113) Test Company: ETS Score Range: 100-200	All enrolled students who have completed all nonclinical courses, 2017-18							3			
	Other enrolled students, 2017-18		1				161	2			
	All program completers, 2017-18		3				161	23	21	91%	170
	All program completers, 2016-17							19	18	95%	176
	All program completers, 2015-16		4				161	37	34	92%	170
PHYSICAL ED CONTENT AND DESIGN (5095) Test Company: ETS Score Range: 100-200	All enrolled students who have completed all nonclinical courses, 2017-18							1			
	Other enrolled students, 2017-18							3			
	All program completers, 2017-18							11	9	82%	173
	All program completers, 2016-17							24	24	100%	178
	All program completers, 2015-16							5			
PHYSICS CONTENT KNOWLEDGE (5265) Test Company: ETS Score Range: 100-200	All enrolled students who have completed all nonclinical courses, 2017-18										
	Other enrolled students, 2017-18										
	All program completers, 2017-18							2			
	All program completers, 2016-17										
	All program completers, 2015-16							2			

Single Assessment Institution-Level Pass Rate Data: Traditional Teacher Preparation Program Within IHE

	HEOA - Title II 2017 - 2018 Academic Year
	Institution Name
	Institution Code
	State

SOUTHERN NEW HAMPSHIRE UNIVERSITY

3649

New Hampshire

February 1, 2019

Assessment Information ¹	Group	Number Taking Assessment	Number Passing Assessment	Institutional Pass Rate	Institutional Average Scaled Score	Assessment Cut Score ²	Statewide			
							Number Taking Assessment	Number Passing Assessment	Statewide Pass Rate	Statewide Average Scaled Score
SOCIAL STUDIES CONTENT & INTERPRETATION (5086) Test Company: ETS Score Range: 100-200	All enrolled students who have completed all nonclinical courses, 2017-18	2				153	4			
	Other enrolled students, 2017-18						7			
	All program completers, 2017-18	7				153	38	37	97%	165
	All program completers, 2016-17	3				153	40	36	90%	167
	All program completers, 2015-16	7				153	31	31	100%	166
SPANISH WORLD LANGUAGE (5195) Test Company: ETS Score Range: 100-200	All enrolled students who have completed all nonclinical courses, 2017-18						1			
	Other enrolled students, 2017-18						1			
	All program completers, 2017-18						5			
	All program completers, 2016-17						2			
	All program completers, 2015-16						2			
FOUNDATIONS OF READING (ESP0090) Test Company: E.S. Pearson* Score Range: 100-300	All enrolled students who have completed all nonclinical courses, 2017-18	16	10	63%	243	240	71	50	70%	244
	Other enrolled students, 2017-18	13	6	46%	240	240	100	58	58%	239
	All program completers, 2017-18	50	40	80%	245	240	209	174	83%	248
	All program completers, 2016-17	83	62	75%	242	240	320	269	84%	248
	All program completers, 2015-16	73	62	85%	246	240	328	277	84%	249

Note: In cases where there are less than ten students taking the assessment or license/certificate, the number passing and pass rate are not reported.

¹Tests with multiple delivery options (computer, paper, etc.) will be noted with the assessment code for one format only.

²Cut scores may vary for groups depending upon when the cut scores are established by the state and when each group completed their teacher certification or licensure assessment.

*Questions regarding tests listed by this testing company must be addressed to your state Title II Coordinator.